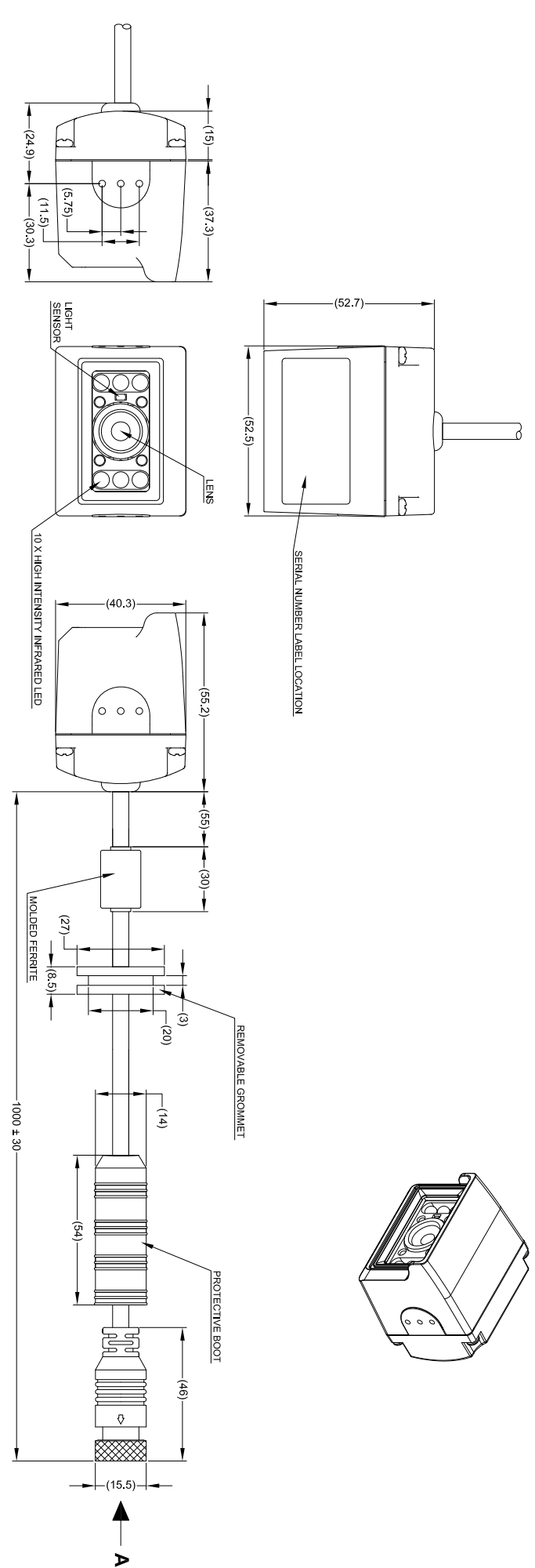
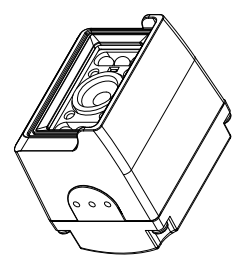
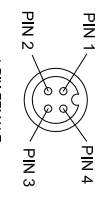


Revision Notes:	
Checked By:	Approved By:
	Date Released:



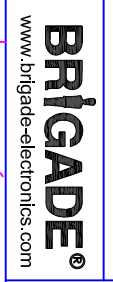
VIEW A



PIN #	WIRE COLOUR	DESCRIPTION
1	BLUE	12 VDC
2	BLACK	GROUND
3	NOT USED	NOT CONNECTED
4	YELLOW	VIDEO

- NOTES:**
1. REFER TO COMPONENT DRAWINGS FOR COMPONENT DETAILS.
 2. ENSURE PROTECTIVE BOOT IS USED DURING INSTALLATION.
 3. FOR PRODUCT LABEL REFER TO DRAWING BE-001450-XX-11.
 4. FOR SERIAL NUMBER LABEL REFER TO DRAWING BE-001515-XX-10.

PROPRIETARY NOTICE
 THIS DESIGN AND TECHNICAL INFORMATION APPEARING ON THIS DRAWING IS THE PROPERTY OF BRIGADE ELECTRONICS, AND IS DISCLOSED IN CONFIDENCE. IT IS NOT TO BE COPIED, REPRODUCED, REVEALED TO OR EXPLOITED BY OTHERS, EITHER IN WHOLE OR IN PART WITHOUT THE EXPRESS WRITTEN CONSENT OF BRIGADE ELECTRONICS.



Assembly Pl Approval 	Approved by	Checked by	Drawn by
	DKERAI	MBUTLER	JNEWMAN
Units	Scale	Released	Assembly Ref
mm	N/A	13/06/11	TBC
Status	VBV-600C-C		
RELEASED			
Stock Code	#3886		